



Zone Access

Zone Access family of controllers have been designed as building blocks for highly-scalable and flexible access control architecture. With just three devices to choose from, Zone Access range provides the optimal solution to the widest range of access control requirements.

Zone Access access control architecture requires just two core components: Zone Wing, an intelligent network controller, and Zone Door, a smart door control device. By strategically dividing the control from the I/O function, this architecture offers new levels of security, flexibility and scalability, allowing the optimum balance of control, ease-of-installation and 'cost-per-door'. For less structured topologies, by joining one Zone Wing and one Zone Door device under the hood, Zone Spot provides powerful all-in-one access point solution.

ZONE WING

Zone Wing is an intelligent control device and network communication hub. Running on a Linux-based platform, it provides the storage, processing power and programmability needed for standard cryptography based security. Zone Wing directly manages and executes user access rights for multiple Zone Door controllers. It also relays all messages, alarm signals and logs between the host and the points of access. It manages the resident profile database and event logs, assuring maximum autonomy should the system go offline. Two general-purpose USB ports can be used to extend the access control system with additional storage, WiFi or mobile-network connectivity. The primary host connectivity is provided via an Ethernet port.

Zone Door I/O devices are connected using an industry-standard CAN bus. One Zone Wing controller is capable of controlling up to 64 "access channels" or individual doors.


Zone Wing is an intelligent access controller capable of driving multiple Zone Door devices, which normally means the doors on a corridor, floor or a wing. Hence the name.



ZONE DOOR

Zone Door is a smart I/O device offering maximum flexibility of input and output configurations at the point-of-access level. This includes the interface for card and biometric readers (Wiegand and RS485), door strike relays, alarms and other input and output ports. Flexible I/O design allows several different configurations of door strikes, push buttons and alarms. Up to 2 Wiegand readers are supported as default, RS485 reader support capability is optional. Up to 32 Zone Door devices can be connected to a single Zone Wing controller. Zone Door can be also used with Zone Touch time recording terminal for adding basic access control capability.

Zone Door is an innovative, low-cost point-of-access device for controlling door hardware and door-related peripherals.



ZONE SPOT

Zone Spot is an intelligent access control solution for single, dual or double-door access points. We can think of it as a combination of a Zone Wing and one Zone Door packed into a single box. The only difference is that Zone Spot cannot drive additional Zone Door devices.


Zone Spot comes in two versions, for external power supply or for direct PoE (Power-over-Ethernet) supply.

Zone Spot is an intelligent all-in-one access controller with built-in door I/O with enough capability for comfortably covering any access control point or spot. Hence the name.



DIN rail mounting

All three devices are mounted on a standard 35mm DIN rail (EN 50022), offering the widest choice of housing and power supply solutions, including PoE (Power-over-Ethernet). By using the DIN rail standard and due to its compact dimensions, Zone Wings and Zone Doors can often be mounted in existing control panels. Detachable, snap-on connector blocks provide maximum installation convenience.



Technical Specifications

Zone Wing

Dimensions	72 x 62 x 91 mm
Mounting	Din rail 35 mm - EN50022
Power Supply	12-24 V DC, 0.5 A max
Power Consumption	4 W
Environment	Operating temperature: 0 °C to +50 °C, Storage temperature: -20 °C to +70 °C, Humidity: 10 % to 90 % (non-condensing)
Communication Interfaces	Ethernet 10/100, RS485 CAN (isolated), up to 32 nodes, multi-drop 2 x USB, 2 x GP Input (for tamper switch)
Memory and Storage	128MB RAM and 2GB MicroSD card, optional expansion with USB stick
Device management	Web portal, OTA
Certification	CE, FCC

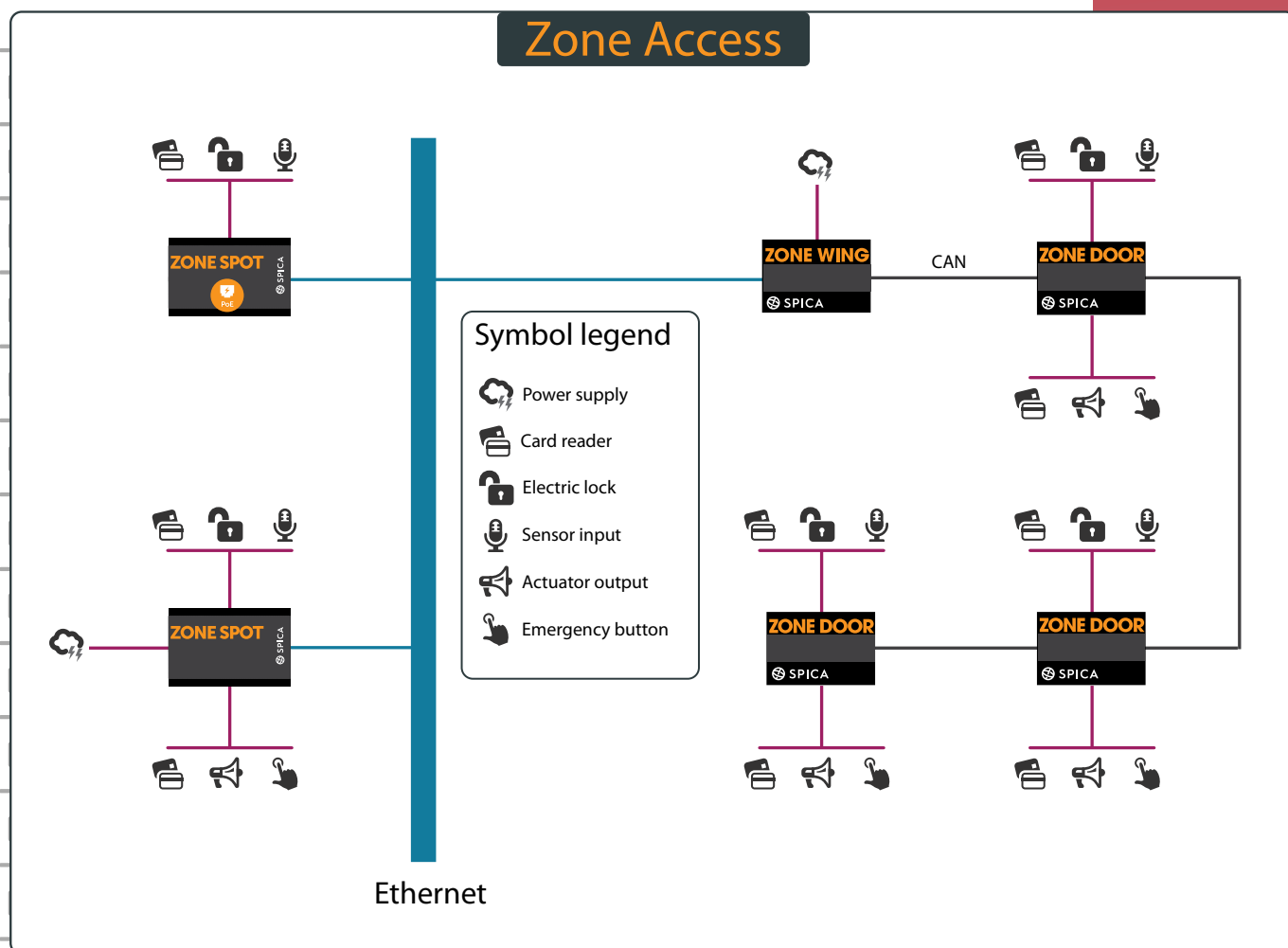
Zone Door

Dimensions	72 x 62 x 91 mm
Mounting	Din rail 35 mm - EN50022
Power Supply	12 - 24 V DC, 2 A max.
Power Consumption	1.5 W
Environment	Operating temperature: 0 °C to +50 °C, Storage temperature: -20 °C to +70 °C, Humidity: 10 % to 90 % (non-condensing)
Communication interface	CAN (isolated)
Reader options	2 x Wiegand or Data Clock interface, 2x OSDP (without SCP)
Inputs	IN1, IN2: Active, 5V sourced from device
Outputs	OUT1 .. OUT4: Active relay, max 1A total
Extra IO capabilities	Output ports jumper configurable as extra inputs. Reader ports jumper configurable as extra inputs and outputs.
Certification	CE, FCC

Zone Spot

Dimensions	142 x 32 x 90 mm
Mounting	Din rail 35 mm - EN50022 or 2 screws, spaced 108 mm apart
Power Supply	PoE or 12-24VDC, 2A max
Power Consumption	5 W
Environment	Operating temperature: 0 °C to +50 °C, Storage temperature: -20 °C to +70 °C, Humidity: 10 % to 90 % (non-condensing)
Communication interfaces	Ethernet 10/100, RS485
Reader options	2 x Wiegand or Data Clock interface or 2x OSDP with secure channel interface
Inputs	IN1, IN2: Active, 3.3V sourced from device IN3, IN4: Passive, for external supply, opto-isolated IN5, IN6: Active, 12V sourced from device, opto-isolated
Outputs	OUT1, OUT2: Active relay, max 1A total* OUT3, OUT4: Passive relay, max 1A each *) 500mA on PoE
Other Interfaces	2 x USB
Memory and Storage	128MB RAM and 2GB MicroSD card, optional expansion with USB stick
Device management	Web portal, OTA
Certification	CE, FCC (pending)

Connection Diagram example:



TIME  SPACE

 doorcloud

 SPICA

